

# Contents – Fractions & decimals

## ENP & ANP

Strategy	Global ENP/ANP Numeracy Stage	Page
Halves .....	CA / AC	4
Fair shares .....	CA / AC	5
Half ( $\frac{1}{2}$ ) .....	CA / AC	6
Quarters .....	CA / AC	7
Halves and quarters .....	CA / AC	8
Halves, quarters, thirds and fifths .....	AC	9
Making one whole (1) .....	AC / EA	10
Making one whole (2) .....	AC / EA	11
Fraction bingo .....	AC / EA	12
Sharing wafers (1) .....	AC / EA	13
Sharing wafers (2) .....	AC / EA	14
Sharing wafers (3) .....	EA	15
How many parts? .....	AC / EA	16
Fractions of a set (1) .....	AC / EA	17
Fractions of a set (2) .....	AC / EA	18
Ordering fractions .....	EA	19
Birthday cakes .....	EA / AA	20
Fractional blocks .....	AA	21
Non-unit fractions .....	EA / AA	22
Chocolate bars .....	EA / AA	23
Fraction circles .....	EA / AA	24
Improper fractions and mixed fraction numbers .....	AA	25
Equivalent fractions .....	AA / AM	26
Reading decimal fractions .....	AA / AM	27
Reading decimals to three places .....	AA / AM / AP	28
Reading decimals to millionths .....	AM / AP	29
Dividing a candy bar .....	AM	30
Adding decimals .....	AM	31
Adding decimals on the number line .....	AM	32
Tidy decimals .....	AM	33
Fractions, decimals and percentages (1) .....	AM / AP	34
Fractions, decimals and percentages (2) .....	AP	35
Converting to compare .....	AM / AP	36
Equivalent fractions and percentages .....	AM / AP	37
Percentages into fractions .....	AM / AP	38
Little halves and big quarters .....	AM	39
Multiplying fractions .....	AM / AP	40
Multiplying decimals .....	AM / AP	41
Sensible rounding (1) .....	AM / AP	42
Sensible rounding (2) .....	AP	43
Proportion .....	AP	44
Ratio .....	AP	45
Answers .....		46

# Fair shares

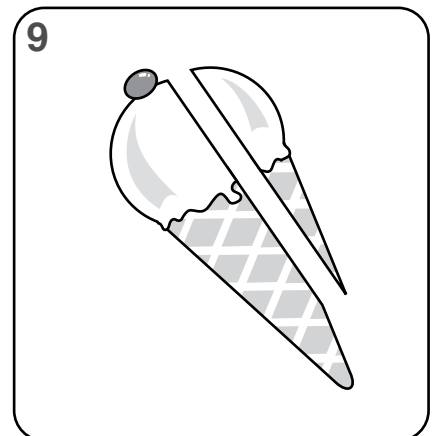
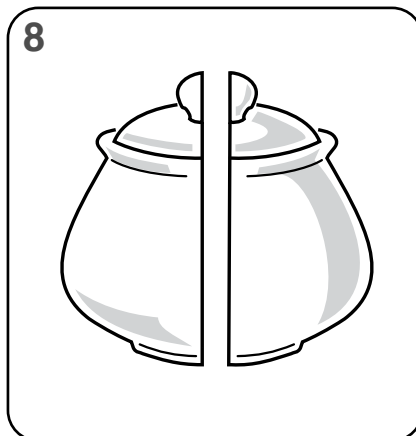









That's not a fair share!  
One person gets more  
than half.


A half means  
two **equal** parts.



Only colour the objects that have been cut into halves.



# Halves and quarters



What is  $\frac{1}{4}$  of 8?

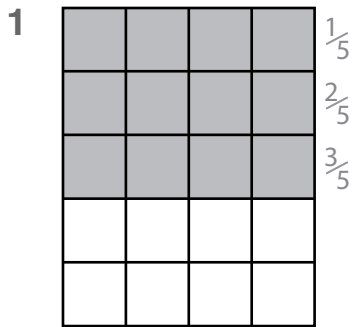
one quarter

$\frac{1}{2}$  of 8 is 4 and  $\frac{1}{2}$  of 4 is 2

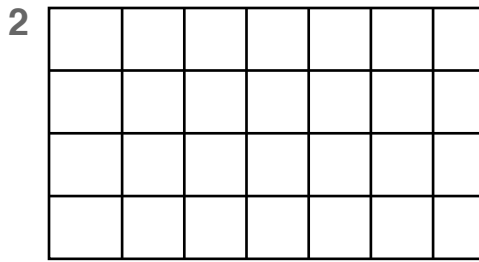
1	$\frac{1}{2}$ of 8 = _____	2	$\frac{1}{4}$ of 8 = _____						
3	$\frac{1}{2}$ of 16 = _____	4	$\frac{1}{4}$ of 16 = _____						
5	$\frac{1}{2}$ of 20 = _____	6	$\frac{1}{4}$ of 20 = _____						
7	$\frac{1}{2}$ of 12 = _____	8	$\frac{1}{4}$ of 12 = _____						

# Fractional blocks


Colour the fraction of each grid by colouring the right number of squares. The first one is done for you.




$\frac{3}{5}$  of 20 =



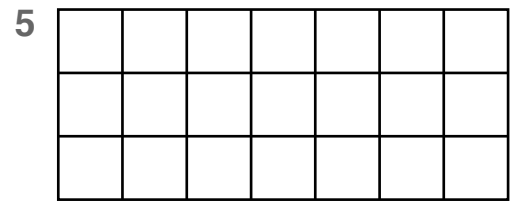
$\frac{3}{4}$  of 28 =




$\frac{4}{5}$  of 30 =



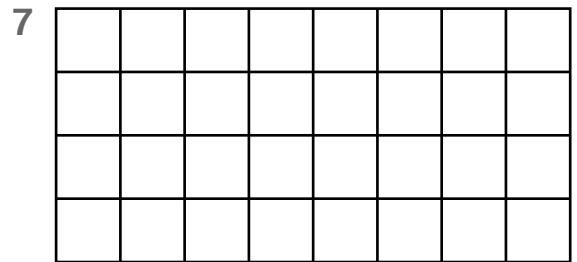
$\frac{5}{6}$  of 30 =



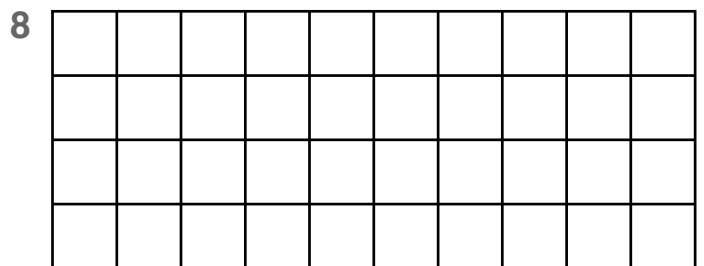
$\frac{2}{3}$  of 21 =



$\frac{7}{10}$  of 50 =



$\frac{3}{4}$  of 32 =



$\frac{3}{4}$  of 40 =

# Reading decimal fractions

Any fraction of 100 can be written as a decimal.

In decimal form  $\frac{67}{100}$  would look like this  $\rightarrow 0.67$

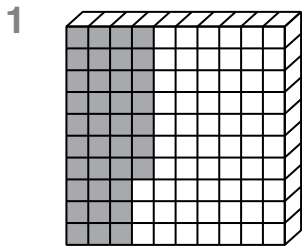
The decimal point separates whole numbers from fractional parts.

For example,  $5.32$   
 5 wholes  $\swarrow$   $\nwarrow$  32 hundredths

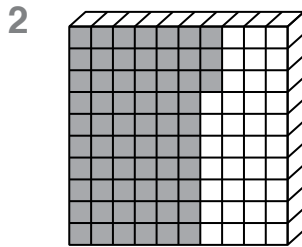
The grids below are divided into 100 equal parts.

A fraction of the whole has been coloured in.

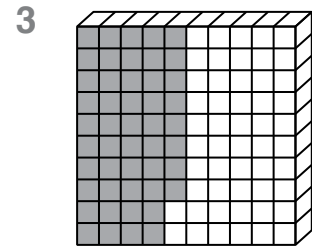
Use a fraction and a decimal to label them. The first one is done for you.



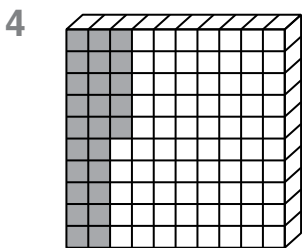
$\frac{37}{100}$     0.37



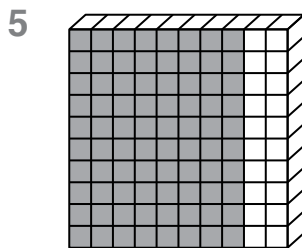
$\frac{\quad}{100}$      $\_ \cdot \_ \_$



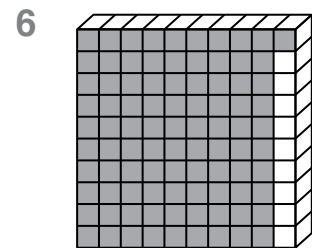
$\frac{\quad}{100}$      $\_ \cdot \_ \_$



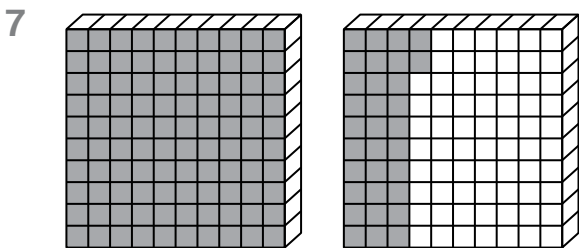
$\frac{\quad}{100}$      $\_ \cdot \_ \_$



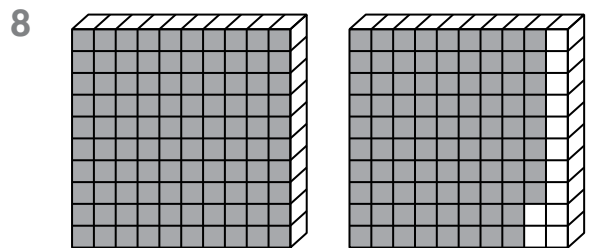
$\frac{\quad}{100}$      $\_ \cdot \_ \_$



$\frac{\quad}{100}$      $\_ \cdot \_ \_$



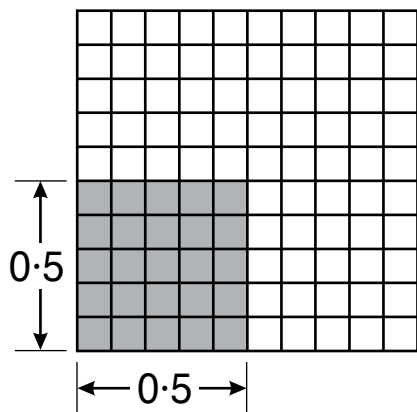
$\frac{\quad}{100}$      $\_ \cdot \_ \_$



$\frac{\quad}{100}$      $\_ \cdot \_ \_$

# Multiplying decimals

One way of finding half of a half is to fold paper.  
Another way is to multiply **0.5** by **0.5**.



The number of decimal places in the product is equal to the sum of the number of decimal places in the numbers being multiplied.

$$0.5 \times 0.5 = 0.25$$

one decimal place      one decimal place      2 decimal places

Complete these multiplications. Some have been done for you.

	whole number x decimal
1	$8 \times 0.4 = 3.2$
2	$9 \times 0.3 =$
3	$7 \times 0.5 =$
4	$6 \times 0.6 =$
5	$5 \times 0.9 =$
6	$9 \times 0.4 =$
7	$3 \times 0.7 =$
8	$8 \times 0.5 =$
9	$7 \times 0.8 =$
10	$10 \times 0.8 =$

	decimal x decimal
11	$0.5 \times 0.9 = 0.45$
12	$0.6 \times 0.5 =$
13	$0.8 \times 0.3 =$
14	$0.4 \times 0.4 =$
15	$0.8 \times 0.2 =$
16	$1.2 \times 0.5 = 0.6$
17	$1.4 \times 0.2 =$
18	$2.4 \times 0.5 =$
19	$3.6 \times 0.2 =$
20	$1.5 \times 0.2 =$

We can write 0.60 as 0.6, without the final zero.

